

University of Tsukuba

How to make a Payment of Examination Fee by Credit Card

24 hours a day, 365 days a year, you can pay anytime! Easy, Convenient and Simple!

You can make a payment with your Credit Card



Web Application - Credit Card Transaction

Access

<https://e-shiharai.net/english/>



You can access from our website too!

1. Top Page

Click "Examination Fee".

2. Terms of Use and Personal Information Management

Please read the Terms of use and Personal Information Management.
Click "Agree" button located in the lower part of this page if you agree with these terms.
Click "Not agree" button located in lower part of this page if you do not agree with these terms.

3. School Selection

Select the name of the Educational Institution.

4. School Information

Read the information carefully and click "Next".

5. Category Selection

Choose First to Fourth Selection and add to Basket.

6. Basket Contents

Check the contents and if it is OK, click "Next".

7. Basic Information

Input the applicant's basic information.
Choose your credit card and click "Next".

8. Credit Card Information

Input Credit Card Number (15 or 16-digits), Security Code and Expiration date.

9. Payment Result

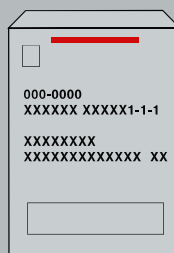
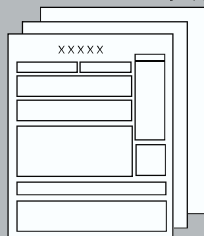
All of your application information is displayed. Check and Click "Confirm".

10. Credit Card Payment Completed


Click "Print this page" button and print out "Result" page.

Attach the printed "Result" page on the back side of the "Certificate for Payment of the Examination Fee (Form 2)" and submit it together with the other necessary application documents.

Necessary application documents



Mail it from Post office



[NOTICE/FAQ]

- During payment periods and application periods mentioned in the application documents, you can make a payment anytime. Please confirm application documents and complete payment before deadline of the application period.
- On the last date of the payment period, please finish card settlement procedure by 11:00 pm Japan time.
- Administrative fee is added to examination fee. For further info, please visit our website.
- Please note that refund is not possible once you have made a payment of Entrance examination fee.
- It is possible to use a card that carries a name different than the applicant. However, please make sure the information on the basic information page is the applicant's information.
- If you did not print out "Result" page, you can check the Application Result page later. Please enter "Receipt Number" and "Birth Date" in redisplay.
- Please directly contact the credit card company if your card is not accepted.

For questions or problems not mentioned here, please contact :

E-Service Support Center Tel : +81-3-5952-9052 (24 hours everyday)